
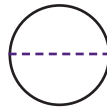

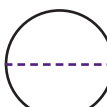

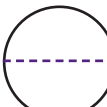
















TO MEASURE FOR A THIMBLE

THE THIMBLE SHOULD BE SECURE BUT NOT SO TIGHT AS TO CUT OFF CIRCULATION

If you are not sure what size you take, use a narrow strip of paper and wrap it around the base of your fingernail. Cut the paper where the 2 ends meet and measure the length of the paper in millimeters. This size is the circumference of your finger.

CIRCUMFERENCE	DIAMETER AT RIM	SIZE
42.39mm 	13.5mm 	5
45.53mm 	14.5mm 	6
46.5mm 	15mm 	7
50.24mm 	16mm 	8
51.81mm 	16.5mm 	9
53.83mm 	17mm 	10
56.52mm 	18mm 	11
57.35mm 	18.5mm 	12
59.66mm 	19mm 	13

TO PRINT TRUE TO SIZE CHOOSE 8.5 X 11 PAPER SETTING.